




## ANDREAS HOME LEARNING - SILVERDALE CLASS - WEEK 4 - 8th March 2021

Our Silverdale Class online lessons (which will be posted on the school website) will support some of the skills required for this week's tasks. Please take a look!



### Reading



Explain and justify - To tie in with World Book Day, which we missed last week, create a poster about your favourite book. Make sure you explain why you like it so much and give reasons too! You can hand-write your poster, or, if possible, create a word processed poster if you'd prefer. Year 3s are now able to send me emails directly - more about that at the bottom of this pack! Keep trying to complete a little bit of reading every day. All children should have some books in their bags, those who were in school on Tuesday took a few home to keep them going. Don't forget that, as last time, Oxford Owl is there to help too.

### Spelling task

Compound words - last lockdown I posted a video about compound words and this week I'll be uploading another quick review activity, if you haven't watched it (or can't remember it because it was a while ago) have another watch! Then, I'd like you to find as many compound words as you can with these base words...

**man      time      side      green      day      eye**

Then, have a go at writing sentences which include as many of these words as you can - they still have to make sense though!

### Writing Challenge

#### Sentence challenge!

Can you make a list of as many words you can think of that describe the colour black in more detail?

Here are a few of mine...

jet, inky, pitch, midnight, dark, soot, coal, obsidian, gloomy, sorrowful

Can you use these alternative words for black to describe the bird in the image below?

#### Story Challenge

Use the image of the crow (below) and a starting point of your story. Include some dialogue in your story!

You could use this story starter if you like, or come up with your own.

**If looks could kill....**

**This sentence is 'sick' and  
needs help to get better.**

**Can you help?**

The black bird stared. It had  
black feathers and black  
legs. It had a black beak.

### 2D Shape Hunt.

How many different 2D shapes can you find around your house? On a walk? Looking out from a window?

How can you GROUP the shapes you find?



### Numeracy Focus - Shapes


Follow the links to some math songs, games and activities

What are 2D shapes?

What are 3D shapes?

Odd and Even Coconut Shy Game

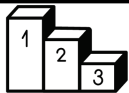
Odd and Even Carroll Diagram Game



### 2D Shape Picture.

Make a picture using 2D shapes. I've included some at the bottom of this pack, or you can draw your own (you'll need a ruler for that!) Make sure you can name any shapes you use.

Jess wants to use a different colour to draw each side of the shape.



### History - The Stone Age!



Skills focus: **Use evidence** - Identify similarities / differences between ways of life at different times

In class, we had started learning about the Stone Age. Last lockdown I posted links to some starter lessons on this area and I know that some of you watched them and really enjoyed them. I've posted the next couple of lessons below. The first one begins with a quiz, reviewing what you'd learnt in the previous lessons. If you didn't watch them last time and would like to, please just ask and I can resend the links. If not, you can just skip the quiz and get straight to the new video lesson. If you do complete the quiz - make sure you read the questions very carefully!

1. **What were the different periods in the Stone Age?**
2. **What are the similarities and differences between Stone Age periods?**



Which thinking moves do you use during these lessons?

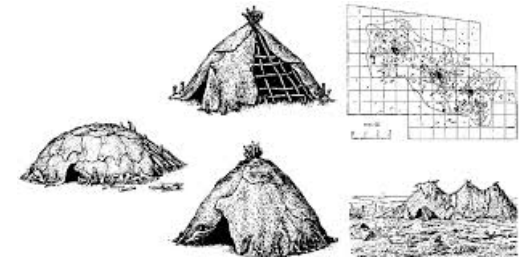


# Stone Age Forest School!?

We know that Stone Age people often took shelter in caves, but they would also, perhaps more regularly, use animal skins to create a type of tent for shelter. Have a go at creating your own stone age shelter. You might like to complete this outside! How will you make your 'tent' stay upright?



How could you keep warm?  
Which thinking moves would stone age people need to use in order to make their home?



## **Other stuff!**

Use the websites in the home learning letter to guide you, as they provide learning opportunities for all sorts of curriculum areas which will help keep your child engaged. Allow your child to choose but monitor these choices carefully so your child isn't always in the comfort zone. Remember good learning means mistakes are made - if everything is right, your child is using skills they already had.

**PE** - Check out 'GoNoodle'. There's loads of activity ideas and dances to get your bodies moving & there are also lots of calming mindfulness & breathing exercises too, for when you just need to have a break from everything else.

**GoNoodle**

Once again, I will be posing short video lessons and activities (mainly based around Literacy and Maths) on the school website for you to complete at home. Some of these videos will support the skills required to complete the activities in this weekly pack. Please check out our Silverdale page in the Home Learning section of the school website!


Year 3 children can all now access e-mail and send me examples of their work directly. If they're having trouble remembering passwords just let me know and I can sort for you. As last time, you can email me at:

**[stephaniecottier@online.sch.im](mailto:stephaniecottier@online.sch.im)**  
and I'll try to get back to you ASAP.



If you have an iPad or iPhone, you can scan any work to me! Use the 'Notes App'. Open a new note, press the camera button, the option to scan document will pop up. Once the document is scanned you can email it easier than a photo, plus, you can add notes to the scanned document!






# 2D Shape Properties Table

Look carefully at the properties of these 2D shapes. Write your results in the table.

2D Shape	Total Number of Sides	Number of Straight Sides	Number of Curved Sides	Number of Vertices
Square				
Rectangle				
Circle				
Triangle				
Pentagon				
Hexagon				





**If pigs are what wolves eat,  
is the Big Bad Wolf bad?**



## The 2 Times Table

1. Jungle Jim is finding animals with pairs of wings. Altogether, he has counted 36 wings and found 4 different types of birds – toucans, parrots, cockatoos and parakeets.



Explore the different combinations of birds he could have found and write the matching multiplication sentences to show this.



DP

2. Cut out the cards below with a partner and place them face down. Take it in turns to choose two cards, matching the multiplication with its answer. If they match, keep the pair.

20	14	24	22	$2 \times 7$	10 lots of 2	10	2 lots of 2	11 lots of 2	12	4	12 lots of 2
$2 \times 1$	16	8	$2 \times 6$	8 lots of 2	$5 \times 2$	18	$2 \times 3$	$9 \times 2$	2	6	4 lots of 2

The person with the most pairs wins.

DP