

ANDREAS HOME LEARNING - SILVERDALE CLASS - WEEK 3 - 25th January 2021


Our Silverdale Class online lessons (which will be posted on the school website) will support some of the skills required for this week's tasks. Please take a look!

Daily Reading Dialogue Detectives

Using the books in your home learning packs, on Oxford Owls or even some of your own books, have a look to see if you can find any examples of dialogue (people talking). Copy down some different examples, noticing the punctuation used too.



Writing task



Create your very own comic strip using the attached template, or make your own if you'd prefer! You can print off a few copies and cut and stick the sections you'd like to use if that'd work better for you. You can be inventive and design your own characters and story line or you could use a story you already know and turn it into a comic - it's up to you!

Try to use some of the speech bubbles - they're a key feature of a comic strip!

In our lesson on Monday we're going to be looking at the features of a comic strip and how to use them so tune in to learn about them before you start!

Numeracy focus - Graphs

This week I'd like you to follow the links to the lessons below. Watch the videos and complete the quizzes and tasks.

Click on the play button to start the video. If your teacher asks you to pause the video and look at the worksheet you should:


- Click "Close Video"
- Click "Next" (in the bottom right hand corner of the screen) to view the activity.

Your video will re-appear on the next page, and will stay paused in the right place.

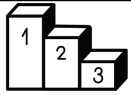
[Reading and understanding pictograms](#)

[Constructing pictograms](#)

[Reading and interpreting bar graphs](#)



I will still be posting videos and tasks, continuing with our lessons on time, so keep checking those out on the school website too! Have a go at the attached 'time' game!



HISTORY - A TIMELINE OF YOU!



Last week your challenge was to put the British historical events in order. This week I'd like you to create a timeline of you! So, you could start from when you were born, to present day, or you could go further back and find out about your family tree. You could try to include memorable events that have happened in your life (or earlier if you want to go further back). It might be things that have happened to you or it might be world events - so you might need to do a bit of research for this challenge!

Remember, a timeline starts from the earliest time you're going to include and works up to the most recent events.

What thinking moves do you need to use to complete this task?



Other stuff!

Use the websites in the home learning letter to guide you, as they provide learning opportunities for all sorts of curriculum areas which will help keep your child engaged.

Allow your child to choose but monitor these choices carefully so your child isn't always in the comfort zone. Remember good learning means mistakes are made - if everything is right, your child is using skills they already had.

Cooking is a vital real life skill your child can learn and baking is a great way to teach age appropriate maths such as fractions through sharing, weighing and measuring etc.

Make sure your child still gets lots of exercise - sitting glued to a device is not physically or mentally healthy.

PE - Check out 'GoNoodle'. There's loads of activity ideas and dances to get your bodies moving & there are also lots of calming mindfulness & breathing exercises too, for when you just need to have a break from everything else.

GoNoodle

More Cutting - From lots of your cutting photos last week, I can see that we still need to work on keeping carefully to the dotted lines! I've attached some shapes for you to have a go at this week. Slow down and keep the scissors on the dotted lines as you go.

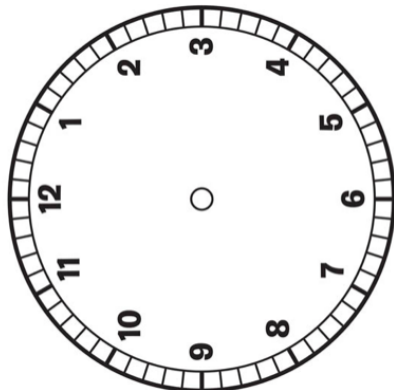
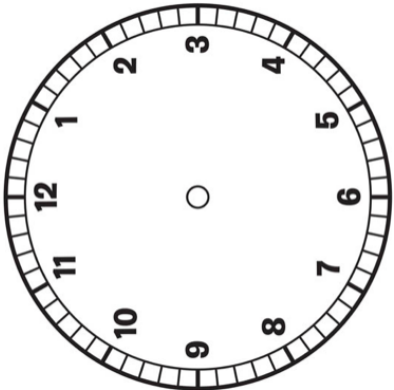
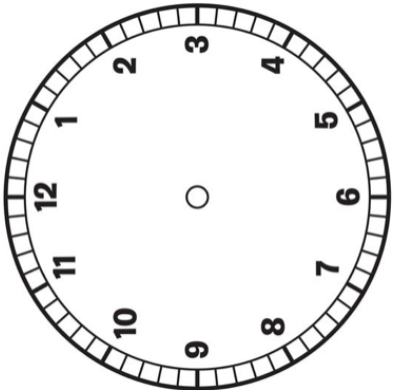
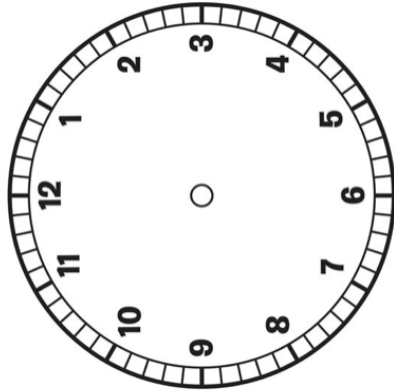
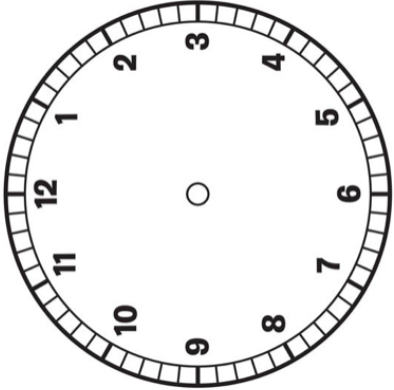
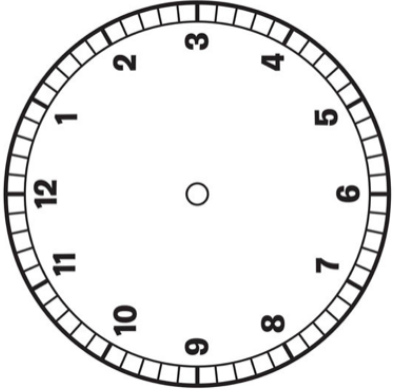
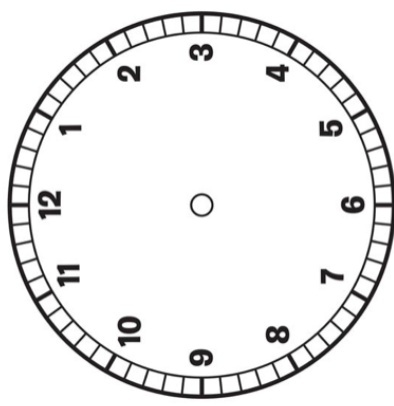
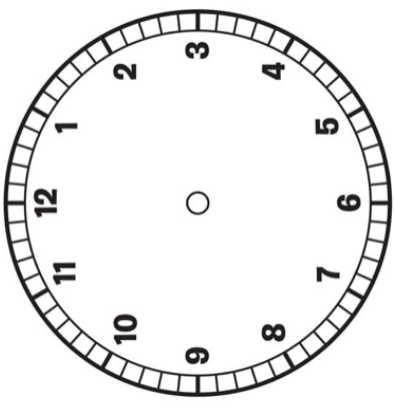
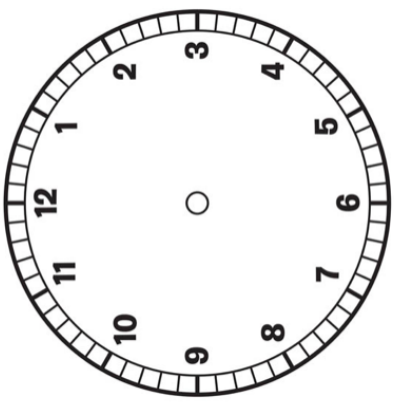
Each day I will be posing short video lessons and activities (mainly based around Literacy and Maths) for you to complete at home. Some of these videos will support the skills required to complete the activities in this weekly pack. Please check out our Silverdale page in the Home Learning section of the school website!

Please remember that if you want to send me examples or photos of any of your learning, or a message about what you've been up to, you can email it to:

stephaniecottier@online.sch.im



If you have an iPad or iPhone, you can scan any work to me! Use the 'Notes App'. Open a new note, press the camera button, the option to scan document will pop up. Once the document is scanned you can email it easier than a photo, plus, you can add notes to the scanned document!



Power puzzle

Find your way from the START to the FINISH by moving up, down, left or right.

You must only move to a time that is 20 minutes later than the one you are on!

START 4 o'clock	twenty-five past 4	ten past 5	twenty past 7
twenty past 4	twenty to 5	five past 5	twenty-five to 8
ten past 4	5 o'clock	twenty past 5	quarter to 7
half past 4	ten to 5	forty minutes past 5	half past 6
quarter to 5	quarter past 5	6 o'clock	twenty minutes past 6
five to 5	twenty-five past 6	FINISH 7 o'clock	twenty minutes to 7