

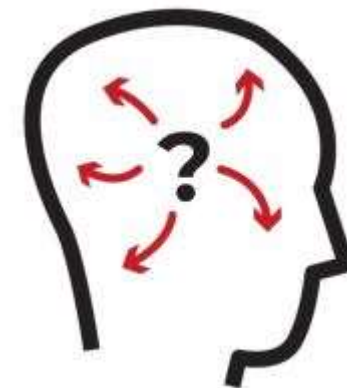
# Hometaalk

Thoughtful Conversations for Families

Week 4



Thinking  
Moves

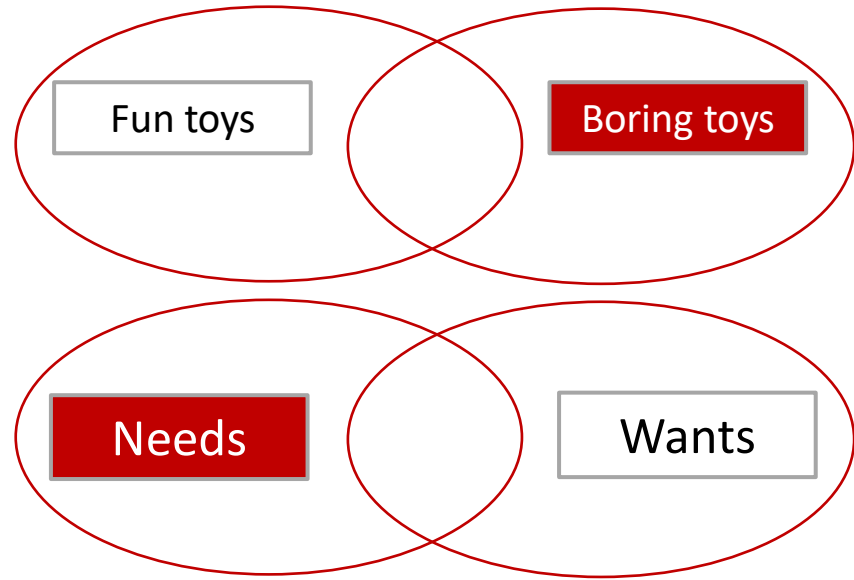


# Making distinctions in P4C

## Different types....

Use the hula hoops, or draw rings, to express distinctions of type:

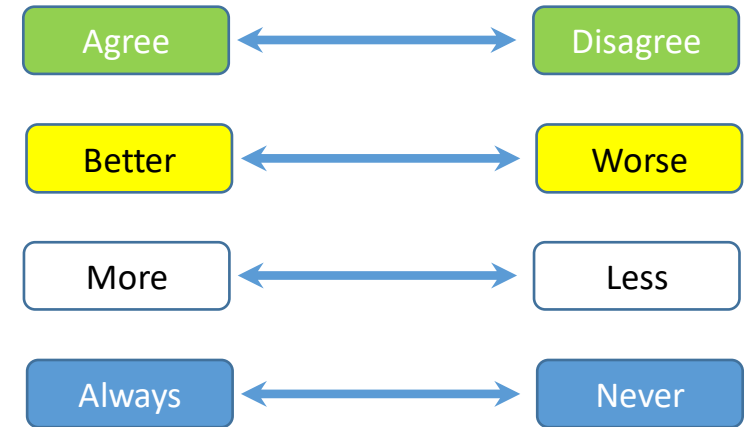
- Ask your child what's one type of thing, what's another, what might be either?



## Different degrees....

Use the rope, or draw a line, to express distinctions of degree:

- Ask your child to take a position on the opinion line, and then to say why. You can do the same, and explain your position to them.



# P4C discussion suggestions 1

For age 3 – 5 years



## Talking Points

- Which of these toys would be fun to play with - why?
- Which would be boring to play with - why?
- Do you think other children would think the same as you - why?

## Fun Activity

- Print the sheet and cut out each image.
- Get, or draw, two big rings – one each for fun and boring toys. Have some overlap in the middle if they can't make their mind up.
- Ask your child to put the images in the appropriate rings and to say why.

# P4C discussion suggestions 2

For age 6 – 9 years

## Stimulus



<https://youtu.be/FHCaK0vmd0Q>

### **New Friends by David Shrigley**

David Shrigley is a British artist working in Brighton. This animation explores the question of needing to be like our friends – and whether it's right to try and change people so that they conform.

## Talking Points

- How do they try to make the new friend fit in?
- Why do you think they would do that?
- Is it important to be like your friends?
- Is it OK to be the odd one out?

## Fun Activity

- Draw a picture of yourself playing with your friends.
- Get your friends to do the same and then send each other the pictures.

# P4C discussion suggestions 3

For age 10+ years

## Stimulus



<https://youtu.be/XjQBJWYDTs>

### Like a girl

A video exploring what the expression *“like a girl”* means. How girls perceptions of themselves change over time, how boys see girls – and what might need to change.

## Talking Points

- What does *“like a girl”* mean to you?
- Is the way people use the expression fair on girls?
- What would you put in a video called *“like a boy”*?

## Fun Activity

- Secretly, write down one thing in life or society where people often revert to stereotypes.
- Fold over the paper so others can't see it – pass it on and the next person does the same thing.
- After a bit, open the paper and see what's on it.

# Thinking Moves game

## Different ideas

Get an ordinary household object, say a water bottle or the cardboard core of a roll of toilet paper.



First person says what they would use it for:

- e.g. ***“I would use this water bottle to keep me alive in the desert”***

Second person says thanks and what they would use it for:

- e.g. ***“Thanks for the desert life-saver. I would use it to water my flower pots”***

And so on for 10 turns.

At the end see if you can remember all the uses and decide which was the most original.



# Thinking Move of the week



**D**IVIDE

How are x and y  
different?

Let's list the  
differences

Whereas  
Different  
Contrast  
Part  
Separate  
Exception - Opposite  
Analyse  
Element  
List  
Distinguish  
Take apart  
Tell apart

# Discuss how DIVIDE works with.....?



**DIVIDE**



Apples and Pears



Grayson Perry



People



Plants

A periodic table of elements where each element's cell is color-coded according to its chemical group. A legend on the right side of the table lists the groups and their corresponding colors: Alkali metals (blue), Alkaline earth metals (light blue), Transition metals (yellow), Lanthanoids (green), Actinoids (light green), Other metals (purple), Metalloids (brown), Other non-metals (grey), Halogens (orange), Noble gases (pink), and Properties unknown (white).

The Periodic Table of Elements



Sign it.....

<https://vimeo.com/406887339>

**DIVIDE**

00:06

**DIALOGUE  
WORKS**

<https://vimeo.com/406887339>

# Thinking Move for early years

## Let's do a Thinking Move!



### **D**IVIDE

Say what's  
different



# Thinking Move for early years

Which is the odd one out:



Knife, fork or spoon?




Hat, gloves or socks?

# Why?



DIVIDE



Pen, pencil or crayon?

# Thinking Move for older children

Let's use DIVIDE to do some thinking!



**D**IVIDE

*Look at the pictures in the next slide  
and then go on to the slide after that.*

# Nature bursting out: it's Spring!



# First of all.....

*.... list 4 things you like about Spring – and then consider which season - Spring, Summer, Autumn or Winter - you like best*

*... list 5 different ways human beings depend on the natural world, and how important they are to the way we live*

○ Have a conversation

○ Write your lists



Now use DIVIDE to.....

*...position Spring, Summer, Autumn and Winter on this opinion line*



*...position your 5 ways we depend on nature on this opinion line*



***Why?***

More stuff.....

<https://dialogueworks.co.uk/hometalk/>



#P4C and #thinkingmoves