











Make Patterns with 2D Shapes

4. Complete the patterns.





A.

								
---	---	---	---	---	--	--	--	--

B.

								
---	---	---	---	---	--	--	--	--

C.







								
---	--	---	---	---	--	--	--	--



VF
HW/Ext

5. Match the patterns to the descriptions to find the odd one out.







A.

					
---	---	---	---	---	---

B.

triangle, square, pentagon, triangle, square, pentagon
--

C.

					
---	---	---	---	---	---

D.

triangle, square, pentagon, triangle, square, pentagon
--

E.

triangle, pentagon, pentagon, triangle, pentagon, pentagon
--



VF
HW/Ext

6. Create a repeating pattern using the instructions below.

The completed pattern must have 12 shapes in total.

There must be 3 different shapes in the pattern.

There must be 6 rectangles in the completed pattern.



RPS
HW/Ext