

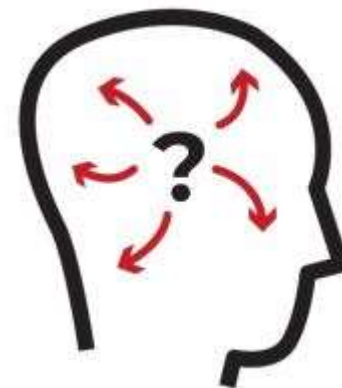
# Hometaalk

Thoughtful Conversations for Families

Week 6



Thinking  
Moves



## Sharing experiences

It's easy to start a conversation from shared experiences...

- *Do you remember when we.....?*
- *We all have times when we feel a bit.....*

And you can share your own experiences:

- *At school, I used to really enjoy.....*
- *As a child, I sometimes used to find it quite difficult to.....*



## Sharing thoughts

... and that gives you a way to extend the conversation into sharing thoughts:

- *What can we say about why we enjoy things?*
- *Why do some things make us feel sad?*
- *What makes school enjoyable on some days and not on others?*
- *How can we work through things that we find difficult?*

### **Note to parents/carers**

This pack contains links to external websites. Whilst we take every care to make sure these are suitable, you may want to check the content before showing them to your children

# P4C discussion suggestions 1

For age 3 – 5 years



<https://youtu.be/JTCasDPT1xl>

**Gorilla, by Anthony Browne:** Hannah loved Gorillas and wanted to go to the zoo but who will take her?

## Talking Points

- Would you like to go to the zoo with Hannah and the Gorilla?
- Can you remember last time when we went out and you really enjoyed it?
- What sort of things make you specially happy?

## Fun Activity

- [Go on a virtual tour of London Zoo with this link](#)
- You can meet:
  - Otters
  - Mongoose pups
  - Goats
  - Penguins
  - And lots more animals

# P4C discussion suggestions 2

For age 6 – 9 years



Equal

Fair

[Fair is not Equal by Rebecca Michelle](#)

## Talking Points


- In the picture, why is one side **Equal** but not **Fair**, and the other side **Fair** but not **Equal**?
- When did something last happen to you that you thought was unfair? Why?
- What makes some things fair and other things unfair?

## Fun Activity

- Line everyone in the family up in height order.
- How could you get everyone's head at the same level? Line up on a hill? Stand on some stairs?
- Take care if you try it out!

# P4C discussion suggestions 3

For age 10+ years



[Cartoon from Humor Times](#)

## Talking Points

- What do you think the cartoon is trying to say?
- What things do we see in everyday life that relate to the cartoon?
- What factors lead to income inequality?
- Should we aim for income equality?

## Linked Activity

- Try to work out how many people 1% of the world population represents.
- Do some research to see how much income a family needs to be in the top 1% globally.

# Thinking Move of the week



ZOOM in/out

**In:** what should we focus on now?

**Out:** shall we step back and look at the big picture?



# Thinking Moves game

## ZOOM, ZOOM, ZOOM!

Try this fun activity to find out a little more about all kind of things. Here's how it goes:

- **ZOOM in** on something in the room
- Then **ZOOM in** on one part of it
- Then **ZOOM in** on one part of that part

It only takes a little zooming to find out all kinds of things you weren't aware of before!

As well as doing it with things you see, how about doing it with things you read? Or things you hear?

Have fun finding things out with ZOOM, ZOOM, ZOOM!

# Discuss how ZOOM in works with.....?



Phone



Painting



ZOOM in



Microscope



Map

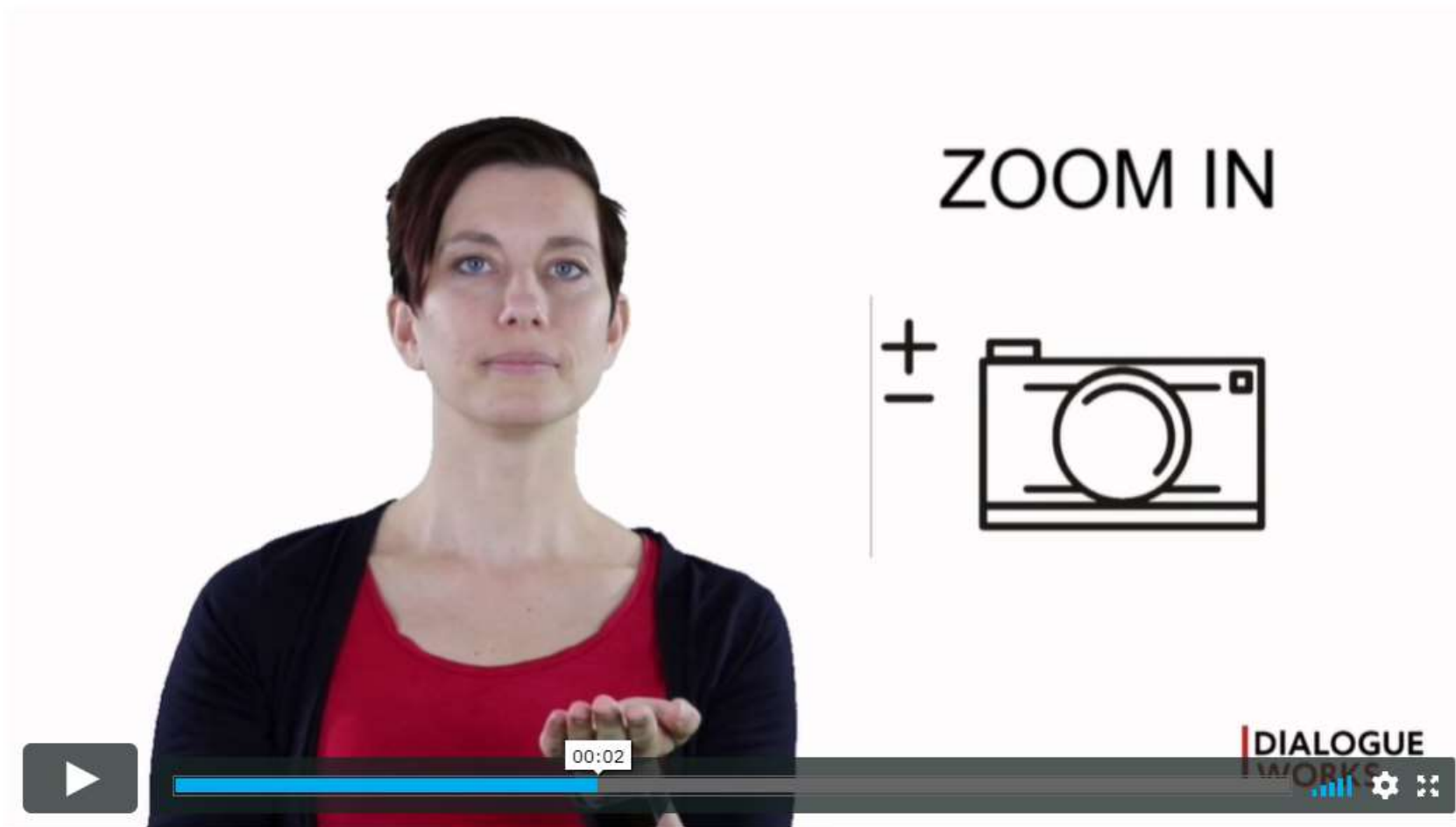


WIKIPEDIA  
The Free Encyclopedia



Sign it.....

<https://vimeo.com/412665794>



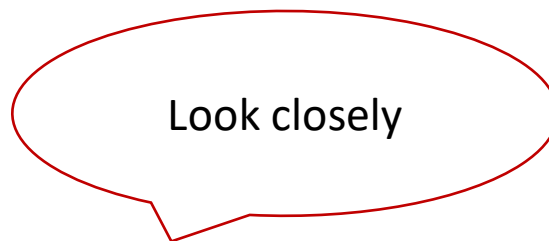
<https://vimeo.com/412665794>

# Thinking Move for early years

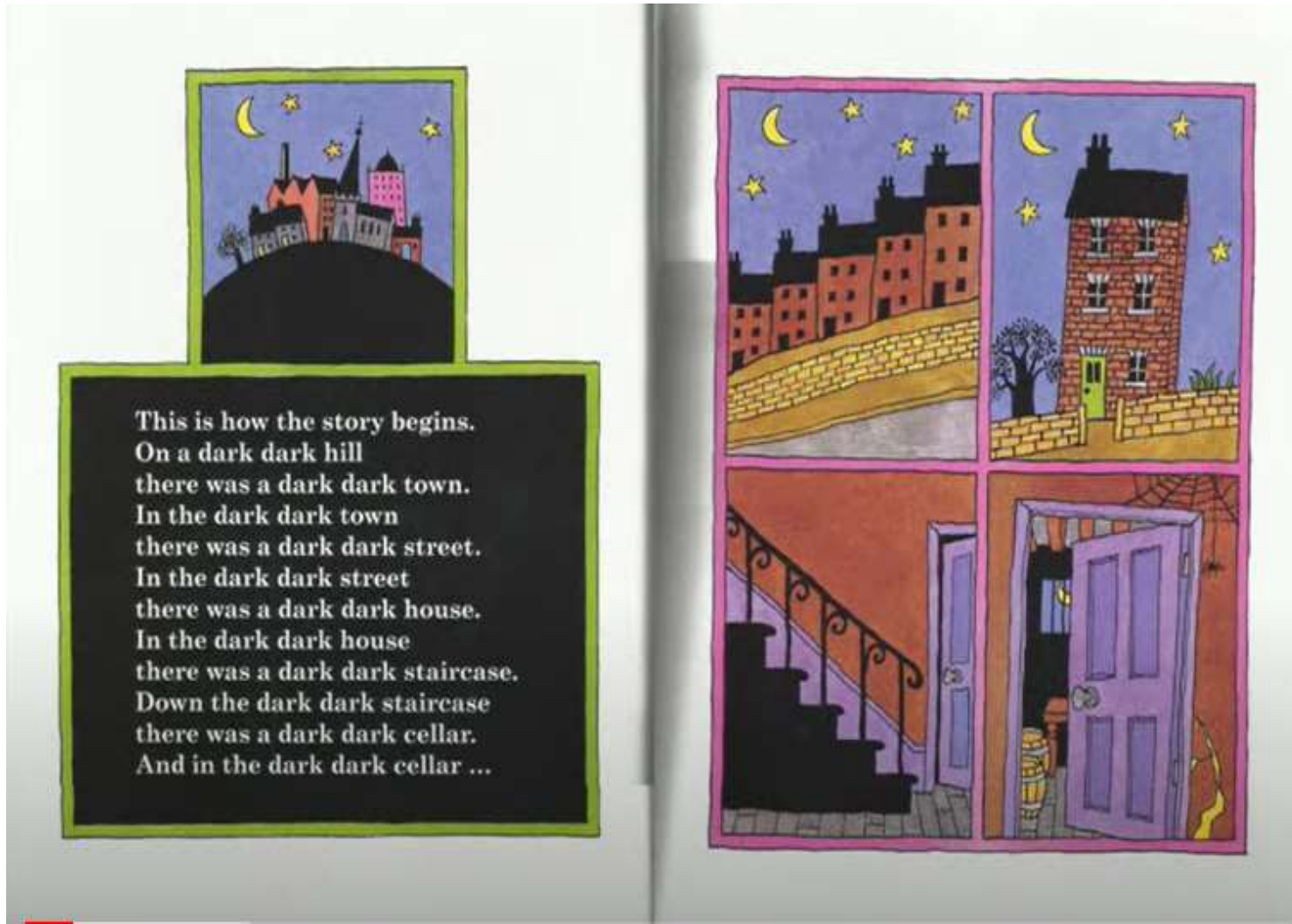
## Let's do a Thinking Move!



**ZOOM** in



# Thinking Move for early years



- Read the start of the story and then ask your child to describe:**
- ... your street**
  - ... your house**
  - ... their bedroom**
  - ... their favourite thing in the bedroom**

From Funnybones by Janet and Allan Ahlberg

Thanks to Dulcinea Norton and  
 Magical Mess of the EYFS for this  
 idea

# Thinking Move for older children

Let's do a Thinking Move!



**ZOOM** in

***Think hard about the next slide  
before going on to the ones after that.***



# Let's ZOOM in on why grass is green



Have you ever really thought about this?

Push for deeper reasons by asking why, why, and why again?

This may be a joint discovery activity for you all.



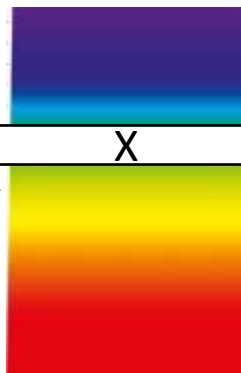
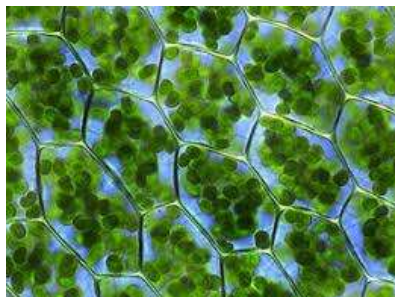
# Let's ZOOM in on why grass is green



We see something as green when green light reaches our eyes



Grass reflects just the green part of the spectrum into our eyes



Grass needs chlorophyll to photosynthesise and grow. Chlorophyll uses all colours of light except green. So, grass absorbs all colours except green.

## Let's ZOOM in on why grass is green



More stuff.....

<https://dialogueworks.co.uk/hometalk/>



@dialoguewks  
#P4C and #thinkingmoves